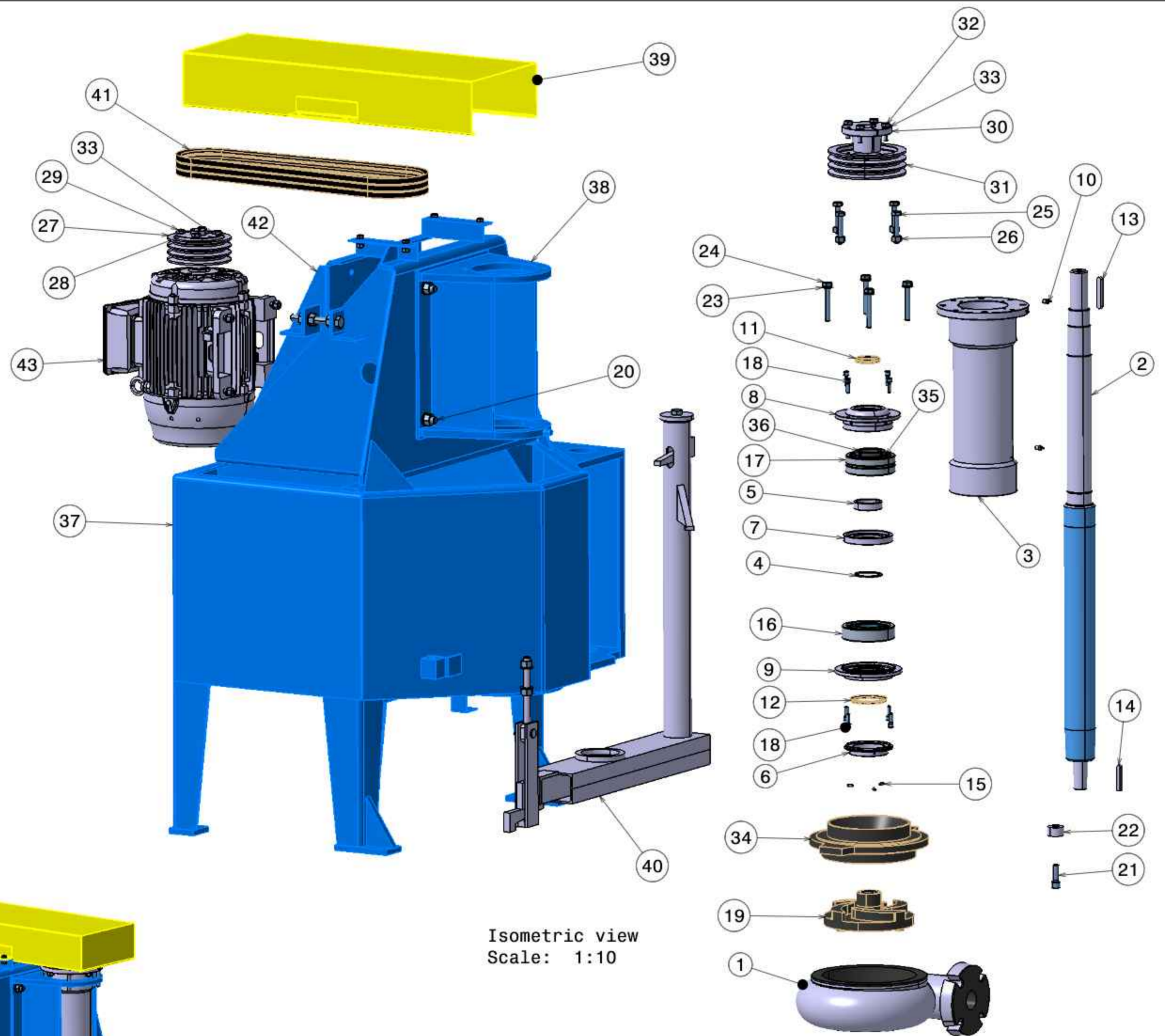



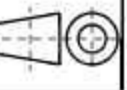
43	Electro Motor 11KW 1400RPM	1	
42	Motor Base	1	St37
41	Belt B70	3	DIN2217
40	Jack	1	St37
39	Guard	1	St37
38	Frame 191 465	1	St37
37	Tank Body	1	St37
36	Lock Nut KM13	1	DIN981
35	Lock Washer MB13	1	DIN5406
34	Inlet liner 333 135	1	NR+St37
33	Washer 12*24	8	DIN125
32	Bolt 1/2*40	4	ASME B18.4
31	Pulley 220 3VB	1	GG25
30	Bush Pulley 140 50 53	1	GG25
29	Bolt 1/2*40	4	ASME B18.2
28	Bush Pulley 127 42 41	1	GG25
27	Pulley 180 3VB	1	GG25
26	Nut M16	4	DIN934
25	Bolt M16*80	4	DIN933
24	Bolt M16*100	4	DIN933
23	Washer 16*30	4	DIN125
22	Washer Impeller 45 18 25	1	St37
21	Screw M16*50	1	DIN912
20	Bolt M20*60 Whit Nut	4	DIN933
19	Rubbered Impeller 254 95	1	NR+GGG40
18	Screw M10*30	8	DIN912
17	Bearing 22313	1	Nachi
16	Bearing Nu314	1	Nachi
15	Screw M6*20	3	DIN912
14	Key 12 9 70	1	DIN6885
13	Key 14 9 80	1	DIN6885
12	VRing VA90	1	NR
11	VRing VS60	1	NR
10	Grease Nipple 10	2	DIN71412
9	Down End Cover 188 95 28	1	GG25
8	Up End Cover 183 62 55	1	GG25
7	Grease Retainer 139 85 18	1	GG25
6	Labyrinth 137 89 24	1	GG25
5	Bush 80 65 20	1	St52
4	Retaining Ring S 70	1	DIN471
3	Bearing Housing 150 530	1	GG25
2	Drive Shaft 89 37 1480	1	Ck45
1	Lining Casing VTP3	1	NR+GG25
Item No.	Part Name	QTY	Material/Standard



Isometric view
Scale: 1:10



Isometric view
Scale: 1:15

√ (1.6 / , 0.8 /)		1400/--/--	M.Tolami		
ITEM	REV.NO	DATE	NAME	DESCRIPTION	
Date:	1402/05/02	Project Name:Vertical Tank Pump 3"			
Design:	Arshin Machine	Title:			
Drawn:	M.Tolami	Explode			
Confirmed:	M.Arashmanesh	Assm.No: --			
Approved:	Gh.Zare	Drw.No: --		Scale: 1:1	Rev: 00
Dimension Tolerances:		Material: --	Weight:--kg	Size:A3	
ISO 2768-f		Dimentions : mm	Qty:01	Sheet:01/10	